



# 2018 Masters World Cup - 10/15/30km Classic 2018-01-20

Course: 10 Km (2 Laps)	HD 30m / TC 87m / MC 18m
Course: 15 Km (2 Laps)	HD 30m / TC 173m / MC 35m
Course: 30 Km (4 Laps)	HD 30m / TC 173m / MC 35m

## Jury

Technical Delegate (TD): Lars-Erik Rosenqvist / SWE

Chief of Competition: Nels Dyste / USA


Vice President of WMA: Klaus Pleyer / SUI

Representative: Giacomo Gamozzini / ITA

Chief of Competition MWC 2019: Einar Vikingstad / NOR



THE WORLD MASTERS CROSS-COUNTRY SKI ASSOCIATION



# 2018 Masters World Cup - 10/15/30km Classic

## Official Results - 01/20/2018



Pl	Bib	Name	YOB	Nat	Time	Back	WMA Pts	
<b>Women AG01 - 15K</b>								
1	108	Alexandra Jospe	1984		USA	45:45.9	-	0.00
2	105	Kathleen Dewahl	1986		USA	49:49.5	+4:03.6	53.23
3	101	Elsbeth Ronnander	1985		USA	51:15.8	+5:29.8	72.08
4	107	Lavinia Garibaldi	1987		ITA	56:30.6	+10:44.6	140.86
DNS	104	Silje Bolstad	1987		NOR	DNS		
<b>Women AG02 - 15K</b>								
1	203	Josie Nelson	1978		USA	45:51.8	-	0.00
2	205	Nelson Margie	1979		USA	47:54.7	+2:02.8	26.78
<b>Women AG03 - 15K</b>								
1	304	Linda Hasselqvist	1976		SWE	46:45.0	-	0.00
2	307	Sarah Peters	1977		CAN	46:56.8	+0:11.8	2.53
3	303	Sonia Magny	1977		CAN	51:28.7	+4:43.7	60.69
4	301	Sanna Sevanto	1974		USA	52:14.7	+5:29.7	70.53
5	310	Cynthia Osterling	1975		USA	57:01.8	+10:16.7	131.93
6	302	Jenelle Vincel	1974		USA	59:42.9	+12:57.9	166.40
DNS	309	Emily Broderson	1977		USA	DNS		
<b>Women AG04 - 15K</b>								
1	411	Kim Rudd	1971		USA	45:49.3	-	0.00
2	414	Brook Latimer	1972		CAN	47:04.8	+1:15.5	16.48
3	409	Mary Mckelvey	1968		USA	48:19.9	+2:30.5	32.85
4	407	Marit Hauge	1971		NOR	51:54.5	+6:05.1	79.69

# 2018 Masters World Cup - 10/15/30km Classic



## Official Results - 01/20/2018

Pl	Bib	Name	YOB	Nat	Time	Back	WMA Pts
<b>Women AG05 - 15K</b>							
1	501	Ragnhild Bolstad	1964	NOR	43:11.8	-	0.00
2	520	Sheila Kealey	1964	CAN	43:20.0	+0:08.2	1.91
3	525	Kathy Maddock	1965	USA	45:18.7	+2:06.9	29.40
4	517	Kelly Skillicorn	1963	USA	45:43.7	+2:31.9	35.18
5	503	Mary Beth Tuttle	1963	USA	47:48.8	+4:37.0	64.13
6	518	Mindy Benton	1963	USA	49:25.8	+6:14.0	86.59
7	522	Kitty Earl-Torniainen	1967	USA	50:49.0	+7:37.2	105.86
8	532	Leslie Hale	1964	USA	51:17.8	+8:06.0	112.53
9	528	Judi Hulme	1964	USA	51:19.6	+8:07.8	112.94
10	534	Xena Huff	1967	USA	52:03.6	+8:51.8	123.13
11	511	Kathy Butler	1963	CAN	53:14.6	+10:02.8	139.57
12	519	Emily Lovett	1966	USA	53:15.8	+10:04.0	139.85
13	516	Sharon Bjornson	1965	USA	1:00:43.8	+17:32.0	243.54
14	524	Danita Carlson	1966	USA	1:04:01.9	+20:50.1	289.40
15	527	Laura Crosby	1964	USA	1:06:42.1	+23:30.3	326.50
16	529	Rosalie Franek	1963	USA	1:13:32.3	+30:20.5	421.45
17	510	Arendschneider Dorph Jette Ella	1964	DNK	1:36:41.8	+53:30.0	743.12
DNS	506	Sally Brassill	1963	USA	DNS		
DNS	513	Marian Delaney	1965	USA	DNS		
DNS	514	Susanne Vande Vyvere	1965	CAN	DNS		
DNS	523	Joanna Brown	1964	CAN	DNS		

<b>Women AG06 - 15K</b>							
1	601	Elizabeth Youngman	1959	USA	45:31.7	-	0.00
2	602	Jorunn Teigen	1961	NOR	48:35.0	+3:03.3	40.28
3	609	Kelly Milligan	1961	USA	48:54.0	+3:22.3	44.43
4	603	Synnove Meisal	1960	NOR	51:08.3	+5:36.6	73.95
5	623	Anita Burg	1958	USA	51:48.6	+6:16.9	82.80
6	611	Chris Huet	1962	CAN	54:37.9	+9:06.2	119.97
7	612	Sian Leyshon	1959	CAN	56:00.6	+10:28.9	138.14
8	605	Merete Clasen	1962	DNK	59:15.3	+13:43.6	180.91
9	610	Jean Kissner	1959	USA	1:05:13.1	+19:41.4	259.49
10	607	Marita Cecilia Jacobsen	1959	DNK	1:05:15.3	+19:43.6	259.97
11	624	Kathy Bjornson	1961	USA	1:05:17.7	+19:46.0	260.50
12	617	Jennifer Findlay	1959	CAN	1:05:58.8	+20:27.1	269.53
13	620	Kelly O'Neill	1962	USA	1:07:02.6	+21:30.9	283.55
DNF	618	Lisa Evans	1960	USA	DNF		
DNS	615	Helen Bruce	1961	CAN	DNS		

# 2018 Masters World Cup - 10/15/30km Classic



## Official Results - 01/20/2018

Pl	Bib	Name	YOB	Nat	Time	Back	WMA Pts	
<b>Women AG07 - 15K</b>								
1	701	Marianne Niemi	1956		FIN	47:18.9	-	0.00
2	717	Kate Ellis	1956		USA	49:01.3	+1:42.3	21.63
3	703	Magdalena Bowen	1957		USA	49:35.6	+2:16.6	28.87
4	702	Lubov Pospeshina	1953		SWE	50:44.1	+3:25.1	43.36
5	704	Laura Colnaghi	1954		ITA	50:45.7	+3:26.8	43.71
6	708	Joann Hanowski	1956		USA	51:18.4	+3:59.4	50.61
7	710	Louise Poole	1956		CAN	52:07.3	+4:48.4	60.95
8	709	Tiina Idavain	1957		EST	52:55.2	+5:36.2	71.06
9	720	Tracy Hardin	1956		USA	54:25.5	+7:06.5	90.14
10	723	Christa Ramonat	1954		CAN	55:08.2	+7:49.2	99.18
11	727	Gina Campoli	1955		USA	56:23.0	+9:04.1	114.99
12	712	Aino Berg	1956		FIN	56:31.0	+9:12.0	116.68
13	725	Susan Emmons	1955		USA	58:36.5	+11:17.5	143.20
14	724	Diane Scocchia	1957		CAN	1:01:23.0	+14:04.0	178.39
15	714	Aud Kjemperud	1953		NOR	1:05:43.2	+18:24.2	233.38
16	718	Brenda Gauvin-Chadwick	1955		USA	1:15:58.7	+28:39.7	363.46
17	715	Mary Alsager	1955		USA	1:36:34.4	+49:15.4	624.61
18	716	Dianna Foley	1957		USA	1:45:51.2	+58:32.2	742.28
DNF	707	Merja Teravainen	1955		FIN	DNF		
DNS	721	Lorna A Macpherson	1955		CAN	DNS		
DNS	722	Kathleen Culhane-Pera	1953		USA	DNS		
DNS	729	Mary Heller Osgood	1954		USA	DNS		
DNS	730	Debbie Kolp	1953		USA	DNS		

## Women AG08 - 15K

1	801	Carolyn Tiernan	1951		USA	53:54.8	-	0.00
2	802	Berit Hoeyvik	1948		NOR	59:30.2	+5:35.3	62.20
3	808	Victoria A Shreve	1951		USA	1:01:05.1	+7:10.3	79.81
4	804	Jean Bristow	1948		CAN	1:02:24.2	+8:29.4	94.49
5	809	Ase Marit Sjurso	1952		NOR	1:02:26.1	+8:31.3	94.84
6	811	Sirpa Mustonen	1950		FIN	1:03:04.9	+9:10.0	102.02
7	817	Gretchen Lindgren	1948		USA	1:04:21.3	+10:26.4	116.20
8	820	Susan Fabius	1949		CAN	1:05:43.9	+11:49.0	131.52
9	827	Kristina Lund	1948		USA	1:09:36.9	+15:42.1	174.75
10	828	Lorraine Lund	1948		USA	1:09:51.6	+15:56.7	177.46
11	814	Marian Sutter	1951		USA	1:11:00.9	+17:06.0	190.32
12	822	Patty Glover	1950		CAN	1:13:03.7	+19:08.8	213.09
13	813	Berit Grosvold	1948		NOR	1:17:39.2	+23:44.3	264.19
14	816	Cathy Rae	1950		CAN	1:19:58.7	+26:03.9	290.08
15	826	Myra Smisek	1949		USA	1:35:54.0	+41:59.2	467.26
16	830	Marsha Bergan	1951		USA	1:40:07.7	+46:12.9	514.32
DNF	819	Suzanne Corkran	1951		USA	DNF		
DNS	823	Linda Strande	1951		USA	DNS		
DNS	824	Ann Ketelaars	1952		NLD	DNS		
DNS	829	Sally Weyer	1950		USA	DNS		

# 2018 Masters World Cup - 10/15/30km Classic



## Official Results - 01/20/2018

Pl	Bib	Name	YOB	Nat	Time	Back	WMA Pts
----	-----	------	-----	-----	------	------	---------

### Women AG09 - 10K

1	918	Gabriele Andersen	1945		USA	30:37.0	-	0.00
2	901	Trina Hosmer	1945		USA	31:02.3	+0:25.2	8.25
3	902	Maj-Lis Dalby	1946		NOR	35:06.8	+4:29.7	88.09
4	908	Sinikka Salo	1947		FIN	36:30.5	+5:53.4	115.43
5	906	Dagmar Eriksson	1945		USA	39:16.4	+8:39.3	169.63
6	910	Constance Meek	1946		USA	39:58.2	+9:21.1	183.26
7	905	Ingegerd Eriksson	1943		SWE	39:58.9	+9:21.8	183.50
8	904	Gunhild Eriksson	1943		SWE	39:58.9	+9:21.8	183.51
9	912	Nancy Bauer	1947		USA	41:10.1	+10:33.0	206.76
10	907	Tordis Sundt	1947		NOR	42:59.7	+12:22.6	242.54
11	913	Elin Naalsund	1946		NOR	46:38.8	+16:01.7	314.10
12	914	Marie-Odile Escoffier	1945		FRA	51:04.8	+20:27.7	400.98
13	915	Sherry Dixon	1947		USA	51:30.6	+20:53.5	409.40
DNF	909	Pirjo Piironen	1943		FIN	DNF		

### Women AG10 - 10K

1	951	Else Marie Scharff	1940		NOR	40:46.4	-	0.00
2	954	Gerd Lysne Johansen	1940		NOR	40:58.5	+0:12.1	2.99
3	955	Abett Icks	1940		USA	48:15.4	+7:29.0	110.14
DNS	958	Grete Bergland	1940		NOR	DNS		
DNS	959	Dorlee Kingen	1942		USA	DNS		

### Women AG11 - 10K

1	971	Patricia Kaald	1937		USA	1:06:56.5	-	0.00
---	-----	----------------	------	--	-----	-----------	---	------

### Men AG01- 30km CT

1	1004	Paul Allison	1986		USA	1:15:16.5	-	0.00
2	1012	Mark Johnson	1987		USA	1:19:09.4	+3:52.8	30.94
3	1010	Davide Maffei	1987		ITA	1:21:17.1	+6:00.5	47.90
4	1011	Danny Whipple	1983		USA	1:22:57.9	+7:41.3	61.29
5	1002	Derek Cassaday	1986		USA	1:28:25.1	+13:08.6	104.77
6	1006	Erik Pieh	1983		USA	1:30:21.5	+15:04.9	120.22
7	1016	Travis Hinc	1983		USA	1:37:22.1	+22:05.6	176.10
8	1021	Luke Strauss	1984		USA	1:37:37.0	+22:20.4	178.07
DNS	1005	Jakob Pless	1984		DNK	DNS		

### Men AG02- 30km CT

1	2006	Erik Solberg	1981		USA	1:25:47.3	-	0.00
2	2017	Ryan Atwell	1978		USA	1:26:37.8	+0:50.4	5.89
3	2008	Patrick Lorentz	1979		USA	1:27:22.2	+1:34.8	11.06
4	2020	Evan Pengelly	1979		USA	1:30:01.7	+4:14.3	29.65
5	2009	Justin Pavlish	1980		USA	1:34:30.1	+8:42.8	60.94
6	2012	Byron Lubenkov	1981		USA	1:49:15.0	+23:27.6	164.08
DNS	2013	Nathan Porath	1982		USA	DNS		

# 2018 Masters World Cup - 10/15/30km Classic



## Official Results - 01/20/2018

Pl	Bib	Name	YOB	Nat	Time	Back	WMA Pts
<b>Men AG03- 30km CT</b>							
1	3004	Andrey Lushnikov	1976	RUS	1:19:23.0	-	0.00
2	3003	Thomas Graf	1973	CHE	1:19:28.5	+0:05.5	0.70
3	3006	Roman Bricker	1975	CHE	1:22:07.6	+2:44.6	20.74
4	3005	Sulo Mannine	1975	EST	1:24:47.3	+5:24.3	40.86
5	3017	Simon Premoze	1973	USA	1:28:47.5	+9:24.5	71.12
6	3015	Andrew Schakel	1974	USA	1:31:29.6	+12:06.5	91.53
7	3008	Denny Green	1975	USA	1:33:41.6	+14:18.6	108.17
8	3014	Matt Zak	1973	USA	1:35:04.7	+15:41.7	118.64
9	3012	Uldis Kreslins	1977	LVA	1:44:38.3	+25:15.3	190.89

## Men AG04- 30km CT

1	4038	John Bauer	1969	USA	1:16:29.0	-	0.00
2	4020	Magnus Karlsson	1968	SWE	1:17:02.0	+0:32.9	4.30
3	4005	Bruce Macneil	1971	CAN	1:19:07.1	+2:38.0	20.67
4	4007	Martin Müller	1968	CZE	1:19:34.6	+3:05.5	24.26
5	4008	Andreas Tannert	1969	DEU	1:24:21.3	+7:52.2	61.75
6	4035	Owen Baird	1972	USA	1:24:40.3	+8:11.2	64.22
7	4030	Adam Himes	1972	USA	1:26:31.8	+10:02.7	78.81
8	4024	Brad Moening	1968	USA	1:27:35.8	+11:06.7	87.18
9	4010	Wilhelm Northrop	1969	USA	1:28:26.2	+11:57.1	93.76
10	4019	Steven Yore	1968	USA	1:28:53.6	+12:24.5	97.34
11	4025	Craig Rudd	1969	USA	1:30:41.5	+14:12.4	111.45
12	4029	Tomas Persson	1969	SWE	1:33:27.7	+16:58.6	133.19
13	4028	Clay Moseley	1970	USA	1:34:19.1	+17:50.0	139.90
14	4011	Henning Aasen	1972	NOR	1:37:10.1	+20:41.0	162.26
15	4041	Tom Welsh	1968	CAN	1:39:37.5	+23:08.4	181.53
16	4040	Erik Torniainen	1969	USA	1:45:44.6	+29:15.5	229.53
17	4016	Philip Parker	1968	CAN	1:47:32.1	+31:03.0	243.58
18	4037	Helio Mesquita De Freitas	1969	BRA	1:47:37.8	+31:08.7	244.33
19	4045	Eric Sumner	1972	USA	1:48:42.8	+32:13.7	252.83
20	4033	Stéphane Cugnot	1968	FRA	2:00:17.0	+43:47.9	343.58
21	4048	Paul Earl-Torniainen	1969	USA	2:03:25.6	+46:56.5	368.25
DNF	4022	Bradford Bates	1969	USA	DNF		
DNF	4067	Sean Jones	1970	USA	DNF		
DNS	4032	Todd Randall	1969	CAN	DNS		
DNS	4034	Gabriel Babin	1972	CAN	DNS		

# 2018 Masters World Cup - 10/15/30km Classic



## Official Results - 01/20/2018

Pl	Bib	Name	YOB	Nat	Time	Back	WMA Pts
<b>Men AG05- 30km CT</b>							
1	5001	Tommy Gustafsson	1965	SWE	1:13:28.2	-	0.00
2	5002	Truls Valmestad	1966	NOR	1:13:43.4	+0:15.2	2.07
3	5032	Rune Harkestad	1964	USA	1:20:36.4	+7:08.1	58.28
4	5014	Dennis Paull	1964	USA	1:23:29.9	+10:01.7	81.90
5	5005	Ralf Stejskal	1964	DEU	1:23:55.9	+10:27.7	85.44
6	5016	Luca Bianchi	1967	ITA	1:29:09.6	+15:41.3	128.13
7	5059	Corey Brinkema	1964	USA	1:29:22.2	+15:54.0	129.85
8	5008	Jouni Leinonen	1965	FIN	1:30:25.6	+16:57.4	138.48
9	5024	Stacey Moon	1967	USA	1:32:14.9	+18:46.6	153.35
10	5069	Andrew Comfort	1966	USA	1:32:55.3	+19:27.1	158.85
11	5058	John Hagen	1966	CAN	1:33:29.9	+20:01.7	163.57
12	5037	Martin Massicotte	1963	CAN	1:34:08.6	+20:40.3	168.82
13	5048	Thomas Franek	1964	USA	1:36:01.1	+22:32.8	184.14
14	5027	Glenn Goodman	1966	USA	1:36:37.9	+23:09.6	189.15
15	5051	Slater Crosby	1965	USA	1:37:06.6	+23:38.4	193.06
16	5040	John Lewis	1964	CAN	1:38:30.2	+25:02.0	204.44
17	5015	Leonid Golubkov	1963	RUS	1:41:06.3	+27:38.1	225.68
18	5035	Alain Bilocq	1965	CAN	1:42:29.8	+29:01.6	237.05
19	5025	Robin Butler	1964	CAN	1:43:47.0	+30:18.8	247.56
20	5023	Marcel Grossmann	1967	CHE	1:44:29.6	+31:01.4	253.36
21	5028	Ivan Mackenzie	1966	CAN	1:45:31.4	+32:03.1	261.76
22	5060	David Kranz	1963	USA	1:46:21.4	+32:53.1	268.56
23	5047	Tim Wehner	1965	CAN	1:49:13.7	+35:45.5	292.03
24	5065	John Rock	1964	USA	1:51:03.5	+37:35.3	306.97
25	5066	Peter May	1964	USA	1:54:00.4	+40:32.2	331.05
26	5057	Erik Johanson	1964	USA	1:58:15.6	+44:47.3	365.78
27	5039	Richard Pike	1964	USA	1:59:46.4	+46:18.2	378.14
DNS	5030	Ketil Berstad	1963	NOR	DNS		
DNS	5034	Oliver Goss	1967	USA	DNS		
DNS	5041	Glen Mccrimmon	1964	CAN	DNS		
DNS	5049	Bill Baldus	1964	USA	DNS		
DNS	5061	Mikhail Temkin	1963	USA	DNS		
DNS	5070	Kent White	1965	USA	DNS		

# 2018 Masters World Cup - 10/15/30km Classic



## Official Results - 01/20/2018

Pl	Bib	Name	YOB	Nat	Time	Back	WMA Pts
<b>Men AG06- 30km CT</b>							
1	6025	Jon Arne Enevoldsen	1962	NOR	1:18:29.9	-	0.00
2	6018	Martin Furrer	1962	CHE	1:18:34.0	+0:04.0	0.51
3	6035	Egil Nilsen	1960	NOR	1:20:33.5	+2:03.5	15.74
4	6002	Olivo Antoniacomi	1958	ITA	1:23:05.9	+4:35.9	35.15
5	6006	Odd Bersvendson	1958	USA	1:24:19.7	+5:49.7	44.55
6	6050	Michel Labrie	1962	CAN	1:29:08.7	+10:38.7	81.37
7	6017	Richard Powell	1959	USA	1:29:40.5	+11:10.5	85.43
8	6038	Mike Brumbaugh	1958	USA	1:30:08.9	+11:38.9	89.03
9	6020	Oldrich Kovarik	1958	CZE	1:32:17.0	+13:47.0	105.35
10	6023	Beat Waser	1960	CHE	1:32:26.6	+13:56.6	106.58
11	6061	Kevin Rogers	1961	USA	1:33:25.2	+14:55.2	114.05
12	6024	Bryce Wing	1958	USA	1:34:19.7	+15:49.7	120.99
13	6022	Ernst Loeksa	1958	NOR	1:35:01.8	+16:31.8	126.35
14	6047	Thomas Ajax	1962	USA	1:39:48.5	+21:18.5	162.87
15	6029	Pavol Siarnik	1959	SVK	1:40:52.0	+22:22.0	170.96
16	6067	David Lombardo	1961	USA	1:41:08.3	+22:38.3	173.03
17	6032	Adam Pinney	1959	GBR	1:41:34.5	+23:04.5	176.38
18	6042	Brad Bart	1962	USA	1:42:12.2	+23:42.2	181.18
19	6027	Randall Smith	1961	USA	1:44:47.2	+26:17.2	200.93
20	6033	Robert Baker	1958	USA	1:46:34.8	+28:04.8	214.64
21	6063	Valarian Kanaby	1961	USA	1:47:25.5	+28:55.5	221.09
22	6049	Bart Richardson	1962	USA	1:50:42.0	+32:12.0	246.12
23	6034	Tommy Aunan	1959	USA	1:52:31.6	+34:01.6	260.08
24	6068	Jose Manuel Jimenez	1962	ESP	1:53:08.0	+34:38.1	264.73
25	6070	Blair Zordell	1960	USA	1:56:01.8	+37:31.8	286.87
26	6046	Brett Koplín	1961	USA	1:56:05.3	+37:35.3	287.30
27	6037	Robert Triebold	1962	USA	1:56:23.2	+37:53.2	289.58
28	6045	Robert Lyng	1958	USA	1:59:46.9	+41:16.9	315.54
29	6051	Evan J Davies	1961	CAN	2:02:07.0	+43:37.0	333.39
30	6064	Tom Wernette	1962	USA	2:22:02.6	+63:32.6	485.69
DNS	6007	Harri Ala-Lahti	1961	FIN	DNS		
DNS	6054	Christopher Goss	1962	USA	DNS		
DNS	6055	Tim Goss	1961	USA	DNS		
DNS	6057	Steven Mcintosh	1962	FIN	DNS		
DNS	6058	Donald Babin	1961	CAN	DNS		



# 2018 Masters World Cup - 10/15/30km Classic

## Official Results - 01/20/2018










PI	Bib	Name	YOB		Nat	Time	Back	WMA Pts
<b>Men AG07- 15km CT</b>								
1	7001	Heikki Ruukonen	1955		FIN	40:07.4	-	0.00
2	7002	Gianpaolo Englaro	1956		ITA	40:09.0	+0:01.5	0.40
3	7022	Daniele Vuerich	1957		ITA	40:29.3	+0:21.9	5.47
4	7004	Andre Gauvin	1957		CAN	40:59.2	+0:51.8	12.92
5	7005	Kalevi Penna	1956		SWE	42:20.3	+2:12.9	33.13
6	7017	Kim Poole	1957		CAN	42:43.5	+2:36.0	38.90
7	7009	Tapio Tikkanen	1955		FIN	43:02.2	+2:54.8	43.58
8	7037	Allen Hanson	1957		USA	43:29.5	+3:22.0	50.37
9	7013	Robert Youngman	1956		USA	43:40.2	+3:32.7	53.03
10	7072	Robert Bradlee	1957		USA	43:53.4	+3:46.0	56.34
11	7008	Daniel Bartko	1956		SVK	44:23.7	+4:16.3	63.89
12	7016	David Edic	1957		USA	44:40.5	+4:33.1	68.08
13	7021	Randal Bladel	1956		USA	44:48.9	+4:41.4	70.15
14	7027	John Gravlin	1954		USA	45:24.5	+5:17.1	79.03
15	7058	Michael Gotzsche	1954		USA	46:28.0	+6:20.6	94.86
16	7051	Jed John Downs	1957		USA	47:03.0	+6:55.6	103.58
17	7077	Mark Thomas	1957		CAN	47:11.9	+7:04.4	105.79
18	7066	Rick Rogers	1957		USA	50:28.3	+10:20.8	154.74
19	7054	Jean-Marc Poulin	1955		CAN	50:35.3	+10:27.8	156.49
20	7045	Paul Wright	1956		CAN	50:52.2	+10:44.8	160.71
21	7055	Markus Gapany	1953		USA	51:31.1	+11:23.7	170.41
22	7052	Hugh Owen	1955		USA	51:37.3	+11:29.8	171.94
23	7092	Gregory Klave	1954		USA	51:38.4	+11:31.0	172.23
24	7094	David Wright	1957		CAN	51:42.9	+11:35.5	173.34
25	7088	Bent Karlsen	1956		NOR	52:59.7	+12:52.2	192.47
26	7033	Laird Goodman	1956		USA	53:08.1	+13:00.7	194.59
27	7101	Martin Richmond	1953		USA	53:29.9	+13:22.5	200.02
28	7035	David Fyhrie	1954		USA	54:27.3	+14:19.9	214.32
29	7083	Hansell Stedman	1957		USA	54:27.8	+14:20.3	214.43
30	7103	Gerald Slater	1953		USA	54:46.7	+14:39.3	219.16
31	7064	Karl Dewahl	1955		USA	55:35.4	+15:27.9	231.28
32	7063	Gary Maher	1954		USA	55:46.4	+15:39.0	234.04
33	7043	Chris Puchner	1953		USA	56:07.8	+16:00.4	239.37
34	7046	Regis Peschot	1956		FRA	56:28.2	+16:20.8	244.45
35	7091	Devan Thielholdt	1956		USA	58:54.1	+18:46.7	280.82
36	7062	Mark Raderstorf	1954		USA	1:02:52.0	+22:44.6	340.11
37	7090	Frank Rynalski	1954		USA	1:03:54.2	+23:46.8	355.61
38	7047	Teddy Pless	1956		DNK	1:12:00.2	+31:52.8	476.74
39	7099	Jim Van Iwaarden	1955		USA	1:13:52.1	+33:44.7	504.63
40	7098	Paul Bloomberg	1956		USA	1:18:34.2	+38:26.8	574.92
41	7096	Andy Satter	1953		USA	1:20:40.6	+40:33.2	606.43
42	7076	Jeff Pike	1954		USA	1:22:33.6	+42:26.2	634.59
DNF	7050	Terry Tansey	1956		USA	DNF		
DNF	7003	Sigvald Oeyberg	1953		NOR	DNF		
DNS	7014	Gaétan Beaulieu	1954		CAN	DNS		

# 2018 Masters World Cup - 10/15/30km Classic

## Official Results - 01/20/2018



PI	Bib	Name	YOB		Nat	Time	Back	WMA Pts
DNS	7056	Shaun Koos	1953		USA	DNS		
DNS	7061	Andy Dwilow	1953		CAN	DNS		
DNS	7068	Robert Kovar	1955		USA	DNS		
DNS	7073	Floyd Reichel	1955		CAN	DNS		
DNS	7075	Brian Reddick	1957		CAN	DNS		
DNS	7079	Steven Share	1956		USA	DNS		
DNS	7085	Christopher Osgood	1953		USA	DNS		

# 2018 Masters World Cup - 10/15/30km Classic



## Official Results - 01/20/2018

PI	Bib	Name	YOB	Nat	Time	Back	WMA Pts	
<b>Men AG08- 15km CT</b>								
1	8007	Leino Nisula	1951		FIN	41:19.7	-	0.00
2	8001	Walter Steiner	1951		CHE	41:33.3	+0:13.5	3.27
3	8003	Ferdinand Kraller	1951		DEU	41:40.9	+0:21.1	5.13
4	8002	Eero Vaisanen	1949		FIN	42:32.5	+1:12.8	17.62
5	8009	Vladimir Staron	1951		SVK	42:59.9	+1:40.1	24.22
6	8010	Erik Johansen	1951		NOR	43:13.6	+1:53.9	27.56
7	8012	Josef Vogel	1952		AUT	43:16.9	+1:57.1	28.35
8	8006	Olaf Knai	1949		NOR	44:52.3	+3:32.5	51.43
9	8014	Peter Harris	1952		USA	46:36.9	+5:17.1	76.73
10	8020	Guy Thibodeau	1950		USA	47:02.6	+5:42.8	82.96
11	8033	Heinz Wolf	1949		CHE	48:51.7	+7:31.9	109.35
12	8034	James Fredericks	1950		USA	49:11.8	+7:52.0	114.22
13	8023	Normand Mireault	1948		CAN	49:22.3	+8:02.5	116.77
14	8027	William Brundage	1950		USA	49:44.6	+8:24.8	122.16
15	8025	Karl Landolt	1952		CHE	50:11.4	+8:51.6	128.63
16	8035	Francois Theriault	1949		CAN	50:45.3	+9:25.5	136.84
17	8026	Johann Siegele	1948		AUT	50:53.4	+9:33.6	138.80
18	8067	Ken English	1948		CAN	51:33.2	+10:13.4	148.44
19	8074	Dan Meyer	1950		USA	51:39.3	+10:19.5	149.90
20	8090	John Boller	1951		USA	52:03.5	+10:43.7	155.76
21	8078	Michael C Weber	1952		USA	52:25.5	+11:05.8	161.10
22	8030	James Agre	1950		USA	52:27.0	+11:07.2	161.44
23	8084	Robin Luce	1951		USA	52:51.1	+11:31.3	167.28
24	8062	Robert Skow	1948		USA	53:37.3	+12:17.5	178.46
25	8042	Bohuslav Valent	1949		SVK	54:16.9	+12:57.1	188.04
26	8073	Bert Hinkley	1948		USA	55:00.8	+13:41.0	198.66
27	8080	Ken Mogren	1948		USA	55:47.6	+14:27.8	209.98
28	8039	Miroslav Matejka	1949		SVK	56:47.0	+15:27.2	224.35
29	8055	Darwin Roosa	1949		USA	57:47.0	+16:27.2	238.87
30	8046	Lars Degerheim	1948		SWE	58:20.8	+17:01.1	247.06
31	8044	Werner Gander	1949		CHE	58:37.2	+17:17.5	251.03
32	8056	Mike Ivie	1952		USA	59:03.3	+17:43.5	257.34
33	8048	Hansueli Schwab	1951		CHE	59:36.6	+18:16.9	265.40
34	8079	Jerry Gagner	1952		USA	1:00:12.6	+18:52.8	274.10
35	8049	Arne Stonor	1952		DNK	1:00:15.5	+18:55.7	274.80
36	8061	David Burt	1952		USA	1:00:36.9	+19:17.1	279.99
37	8077	Anders Lassis	1948		SWE	1:00:50.6	+19:30.8	283.31
38	8068	Clark Reinke	1951		USA	1:01:35.1	+20:15.3	294.06
39	8064	Scott Stalheim	1949		USA	1:02:39.4	+21:19.6	309.62
40	8058	Dale Fanney	1950		USA	1:06:19.4	+24:59.6	362.85
41	8054	Enrique Millan	1952		ESP	1:06:22.5	+25:02.7	363.61
42	8066	Robert Jarvis	1949		CAN	1:08:02.4	+26:42.6	387.78
43	8083	Richard Cates	1952		USA	1:19:28.2	+38:08.4	553.70
44	8086	Thomas Meister	1952		USA	1:19:56.7	+38:36.9	560.59
45	8093	Larry Hebert	1952		USA	1:26:55.9	+45:36.1	662.02

# 2018 Masters World Cup - 10/15/30km Classic

## Official Results - 01/20/2018



PI	Bib	Name	YOB		Nat	Time	Back	WMA Pts
46	8092	Bruce Bostrom	1952		USA	1:26:56.5	+45:36.7	662.17
47	8050	John Whiting	1952		USA	1:41:16.9	+59:57.1	870.36
DNF	8008	Paavo Rytty	1948		FIN	DNF		
DNF	8057	Thierry Werderits	1950		USA	DNF		
DNS	8013	Pauli Halonen	1952		FIN	DNS		
DNS	8019	David Ford	1950		USA	DNS		
DNS	8053	Andres Häkkinen	1948		EST	DNS		
DNS	8059	David Lindgren	1948		USA	DNS		
DNS	8070	Aleksandr Kulakov	1950		KGZ	DNS		
DNS	8076	Zbigniew Zlobicki	1950		USA	DNS		
DNS	8081	Ralph Bovard	1952		USA	DNS		

# 2018 Masters World Cup - 10/15/30km Classic



## Official Results - 01/20/2018

Pl	Bib	Name	YOB	Nat	Time	Back	WMA Pts	
<b>Men AG09- 15km CT</b>								
1	9001	Veikko Piirainen	1945		FIN	44:28.4	-	0.00
2	9005	Odd Arild Strand	1947		NOR	46:32.0	+2:03.6	27.80
3	9009	Kjell Johnsen	1947		NOR	49:06.5	+4:38.1	62.53
4	9043	Phil Mahoney	1946		USA	49:48.4	+5:20.0	71.97
5	9010	Tapio Ikaheimonen	1945		FIN	50:05.4	+5:37.0	75.78
6	9008	Vladimir Bartko	1945		SVK	50:10.8	+5:42.3	76.98
7	9044	Bob Rosso	1947		USA	51:23.3	+6:54.9	93.30
8	9002	Del Pletcher	1944		USA	51:33.3	+7:04.9	95.55
9	9025	Peter Davis	1947		USA	51:34.0	+7:05.6	95.71
10	9018	Josef Spadinger	1947		AUT	53:21.8	+8:53.4	119.95
11	9019	Allan Johansson	1944		SWE	54:04.1	+9:35.7	129.45
12	9038	Jean Dufresne	1947		CAN	55:18.4	+10:50.0	146.17
13	9040	Richard Swanson	1947		USA	55:36.8	+11:08.4	150.29
14	9015	Seppo Keinonen	1947		SWE	55:50.1	+11:21.6	153.28
15	9014	Jan-Olov Jonsson	1945		SWE	56:32.2	+12:03.7	162.75
16	9063	Harry Vanderlugt	1944		CAN	56:40.2	+12:11.7	164.54
17	9034	Clifford Montagne	1947		USA	56:57.0	+12:28.6	168.33
18	9033	Jon Fanavoll	1946		NOR	57:21.1	+12:52.7	173.75
19	9056	Jeffrey Greenwood	1947		USA	57:54.2	+13:25.8	181.19
20	9028	Owen Hanley	1943		USA	58:49.9	+14:21.5	193.71
21	9020	David Rees	1943		CAN	59:28.4	+14:59.9	202.36
22	9016	John Brodhead	1943		USA	59:45.9	+15:17.5	206.31
23	9057	Len Sherr	1945		USA	59:49.3	+15:20.8	207.06
24	9055	Peter Dorsen	1944		USA	59:49.3	+15:20.9	207.07
25	9059	Ken Borchert	1947		USA	1:00:32.4	+16:03.9	216.75
26	9027	Juan Berlanga Salido	1945		ESP	1:00:52.6	+16:24.2	221.30
27	9054	John Reeves	1944		CAN	1:02:33.9	+18:05.5	244.08
28	9030	Peter Johnson	1945		USA	1:03:48.9	+19:20.4	260.93
29	9046	Barry L Mang	1946		CAN	1:04:18.7	+19:50.3	267.65
30	9032	David Hosmer	1944		USA	1:05:10.6	+20:42.2	279.32
31	9029	Mario Tacchini	1945		ITA	1:07:44.1	+23:15.7	313.84
32	9045	Doug Shaw	1945		USA	1:19:27.3	+34:58.9	471.95
33	9037	Richard Dixon	1946		USA	1:22:10.8	+37:42.3	508.70
34	9064	Valters Indy	1946		LVA	1:27:42.3	+43:13.9	583.24
35	9053	Ralph Comstock	1944		USA	1:29:13.0	+44:44.6	603.64
36	9036	Edgar Hee	1946		USA	1:40:06.5	+55:38.1	750.58
37	9052	Richard Wells	1945		USA	1:47:59.0	+63:30.5	856.81
38	9061	Tibor Bodi	1947		CAN	12:06:38.4	+682:10.0	9203.14
DNF	9042	Per Johnsen	1944		USA	DNF		
DNF	9050	William Kaltz	1947		USA	DNF		
DNS	9021	Leif Hasselqvist	1945		SWE	DNS		
DNS	9026	Chris Beattie	1946		USA	DNS		
DNS	9047	Rich Dirks	1944		USA	DNS		
DNS	9049	Thomas Corbin	1947		USA	DNS		
DNS	9051	Gale Otterholt	1947		USA	DNS		

# 2018 Masters World Cup - 10/15/30km Classic



## Official Results - 01/20/2018

Pl	Bib	Name	YOB	Nat	Time	Back	WMA Pts
<b>Men AG10- 10km CT</b>							
1	9503	Richard Johan Kringhaug	1942	NOR	29:12.9	-	0.00
2	9501	Alpo Virtanen	1941	FIN	31:09.6	+1:56.6	39.92
3	9502	Tapio Wallenius	1938	FIN	31:43.7	+2:30.7	51.61
4	9511	Ingvald Tjoernhom	1939	NOR	34:45.5	+5:32.5	113.82
5	9505	Josef Schinagl	1939	AUT	34:48.6	+5:35.6	114.88
6	9507	Vasyl Krupskyy	1940	UKR	35:22.3	+6:09.3	126.43
7	9530	Gösta Lönnelid	1938	SWE	36:07.8	+6:54.9	142.02
8	9514	Lars Jonell	1938	SWE	36:29.5	+7:16.5	149.43
9	9528	Kjell Loevold	1941	NOR	36:48.1	+7:35.1	155.78
10	9532	Rick Hubbard	1941	USA	40:30.7	+11:17.7	231.99
11	9529	Stephen Swanson	1938	USA	41:01.9	+11:48.9	242.66
12	9520	Alec Davis	1940	USA	41:52.3	+12:39.3	259.91
13	9523	Frank Sarnquist	1942	USA	43:32.4	+14:19.5	294.19
14	9527	Vic Laport	1940	USA	48:28.5	+19:15.6	395.54
15	9524	Patrick O'Connor	1942	USA	52:40.4	+23:27.4	481.74
16	9525	Jean-François Escoffier	1942	FRA	1:05:39.1	+36:26.1	748.27
17	9531	Rene Clarke	1942	USA	1:07:00.6	+37:47.6	776.18
18	9526	Roberto Ligugnana	1939	ITA	1:16:31.4	+47:18.4	971.53
DNS	9508	Karl Streit	1942	AUT	DNS		
DNS	9516	Karl Kamphenkel	1939	DEU	DNS		
DNS	9517	Arne Vidnes	1940	NOR	DNS		
DNS	9522	Tiger Demers	1939	USA	DNS		

## Men AG11- 10km CT

1	9615	Tuomo Venalainen	1937	FIN	38:31.9	-	0.00
2	9601	Valentino Stella	1933	ITA	39:19.9	+0:47.9	12.44
3	9604	Edelbert Klimmer	1934	AUT	40:20.8	+1:48.8	28.25
4	9603	George Hall	1935	USA	41:44.4	+3:12.5	49.96
5	9610	Günther Obermaier	1937	DEU	44:57.5	+6:25.5	100.07
6	9611	Paul Kaald	1933	USA	54:39.9	+16:07.9	251.21
7	9612	Eliot Goss	1936	USA	1:03:49.1	+25:17.1	393.73
DSQ	9606	Boris Kirillov - DSQ ICR 343.8	1935	RUS	DSQ		0.00
DNS	9602	Jean-Yves Babin	1937	CAN	DNS		

## Men AG12- 10km CT

1	9703	Reno Deprey	1930	USA	51:53.2	-	0.00
2	9702	Irvin Servold	1932	CAN	54:39.7	+2:46.5	32.10

## Men AG13- 10km CT

1	9801	Charles French	1926	USA	49:47.4	-	0.00
---	------	----------------	------	-----	---------	---	------

# 2018 Masters World Cup - 10/15/30km Classic

## Official Results - 01/20/2018



---

PI	Bib	Name	YOB	Nat	Time	Back	WMA Pts
----	-----	------	-----	-----	------	------	---------

---

Number of Participants: 422

---

TD-FIS, Lars-Erik Rosenqvist

---

Race Secretary: Marybeth Liebsch